

IPF New Competition Software – 2023 Instructions

1. Register yourself and your club at <https://ipfhost.org>
2. Click the Login -> Register yourself for the first time only
3. The next time, you just need to sign in

The screenshot shows the IPF Federation Competition Entry system homepage. The browser address bar displays 'ipfhost.org/main/main.php'. The page header includes the IPF logo and the text 'Irish Photographic Federation Competition Management System'. A banner at the top states: 'FIAP Biennial Ireland online entry open until Wednesday 31st of May 2023.' Below this is a 'Login' button. The main content area is titled 'Welcome to the 'all new' IPF online management and competition entry system.' It contains sections for 'Login' and 'New Accounts and Lost Passwords'. The 'Login' section explains that this is the primary way to access IPF Online Services and that the system only accepts personal logins. The 'New Accounts and Lost Passwords' section provides instructions on how to register a new account, reset a password, and notes that the system has been tested on desktop versions of Google Chrome, Opera, Firefox, and MS Edge. A 'Contact Us' link is in the top right corner. The footer shows '© 2023 Irish Photographic Federation. 7.4.33' and 'Main IPF Website Privacy Policy'.

This screenshot shows the same IPF Federation Competition Entry system homepage as the previous one, but with a modal window open for user authentication. The modal is titled 'Hi Guest,' and contains the text: 'You can 'sign in' or 'register' by entering your details and pressing the relevant button.' Below this, it says 'Enter Details below.' and provides two input fields: 'Enter Your Email Address here' and 'Password'. At the bottom of the modal are three buttons: 'Sign in' (blue), 'Register' (light blue), and 'Password Reset' (orange). The background of the page is dimmed, showing the same header and footer as the previous screenshot.

4. A few more details are required

IPF Federation Competition Entry

ipfhost.org/main/main.php

Irish Photographic Federation
Competition Management System

FIAP Biennial Ireland online entry open until Wednesday 31st of May 2023.

Login

Welcome to the 'all new' IPF online management and competition entry system

Login

This is now the primary way of accessing Tickets.

To improve security and increase simplicity of access, all accounts will be migrated to the new system.

If, when registering a new account, the system asks for a club, please select your club from the list below.

To register a new user account, press the 'Register' button.

If you have lost, or do not have a password, please use the 'Password Reset' button.

Please note, this website has been tested and works on all major browsers and mobile phones.

If you are having problems with this online management system, please use the **Contact Us** option at the top of the screen.

© 2023 Irish Photographic Federation. 7.4.33

Main IPF Website
Privacy Policy

Hi Guest,

You can 'sign in' or 'register' by entering your details and pressing the relevant button.

Enter Details to Register.

Your email / password

Generic emails are no longer allowed and will not be approved (i.e. compsec@someclub.co.uk) Please do not include spaces or initials in your name at this stage. All spaces will automatically be replaced with a '.'.

Full name / Telephone

If you are a IPF affiliated club member, please choose your club from the list below.

Celbridge Camera Club

Sign in Register Password Reset

5. The “New User Created Okay” will pop up and an email will be sent to you.

6. Check your SPAM folder if you don't receive within a few minutes

IPF Federation Competition Entry

ipfhost.org/main/main.php

Irish Photographic Federation
Competition Management System

FIAP Biennial Ireland online entry open until Wednesday 31st of May 2023.

Login

Welcome to the 'all new' IPF online management and competition entry system

Login

This is now the primary way of accessing Tickets.

To improve security and increase simplicity of access, all accounts will be migrated to the new system.

If, when registering a new account, the system asks for a club, please select your club from the list below.

To register a new user account, press the 'Register' button.

If you have lost, or do not have a password, please use the 'Password Reset' button.

Please note, this website has been tested and works on all major browsers and mobile phones.

If you are having problems with this online management system, please use the **Contact Us** option at the top of the screen.

© 2023 Irish Photographic Federation. 7.4.33

Main IPF Website
Privacy Policy

Hi Guest,

You can 'sign in' or 'register' by entering your details and pressing the relevant button.

Enter Details to Register.

Your email / password

Generic emails are no longer allowed and will not be approved (i.e. compsec@someclub.co.uk) Please do not include spaces or initials in your name at this stage. All spaces will automatically be replaced with a '.'.

Full name / Telephone

If you are a IPF affiliated club member, please choose your club from the list below.

Celbridge Camera Club

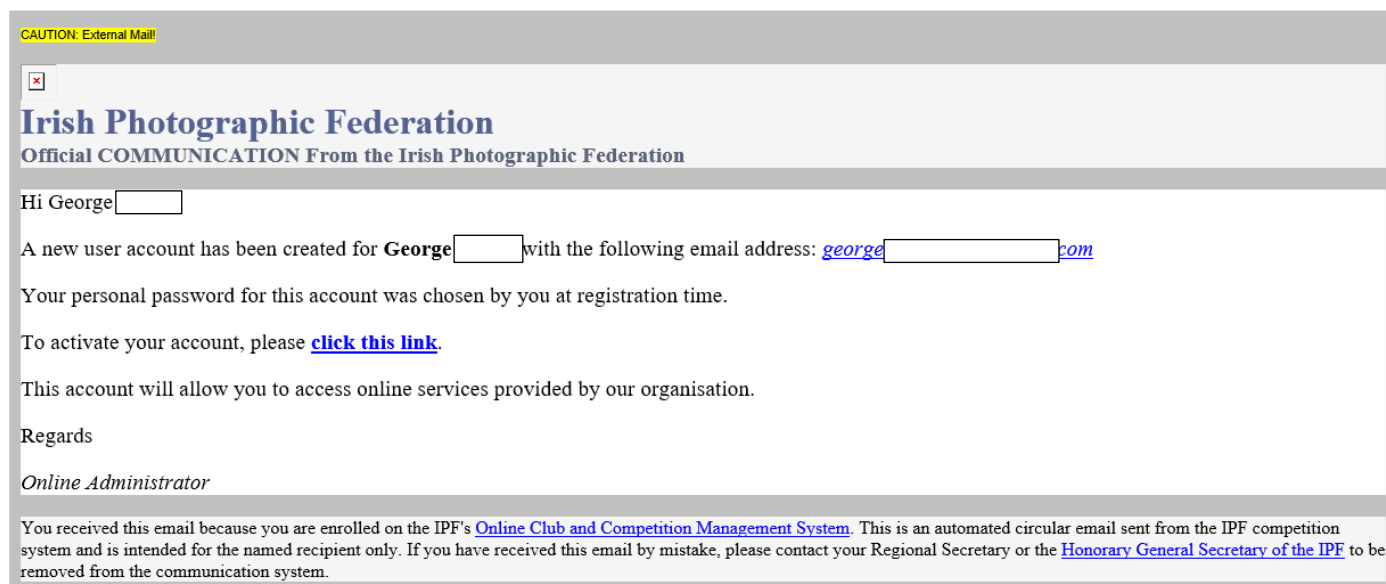
Sign in Register Password Reset

Working

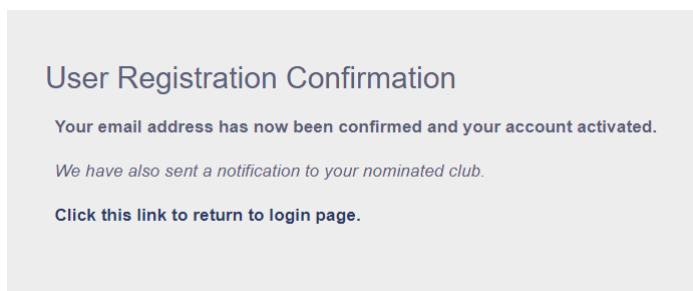
ipfhost.org says
New User Created OK.
Check your emails for Registration Completion Details.

OK

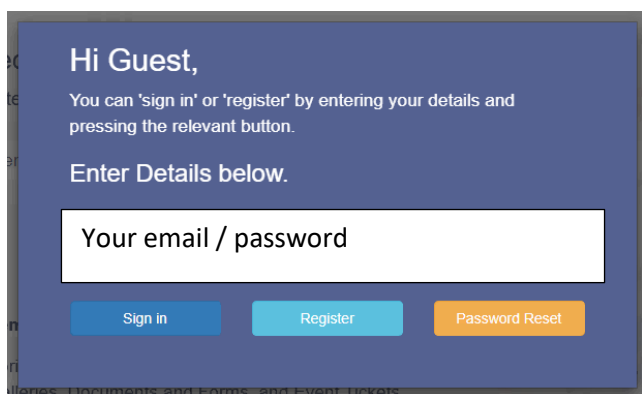
7. Check in to your email to find this – and click the blue link to activate your account



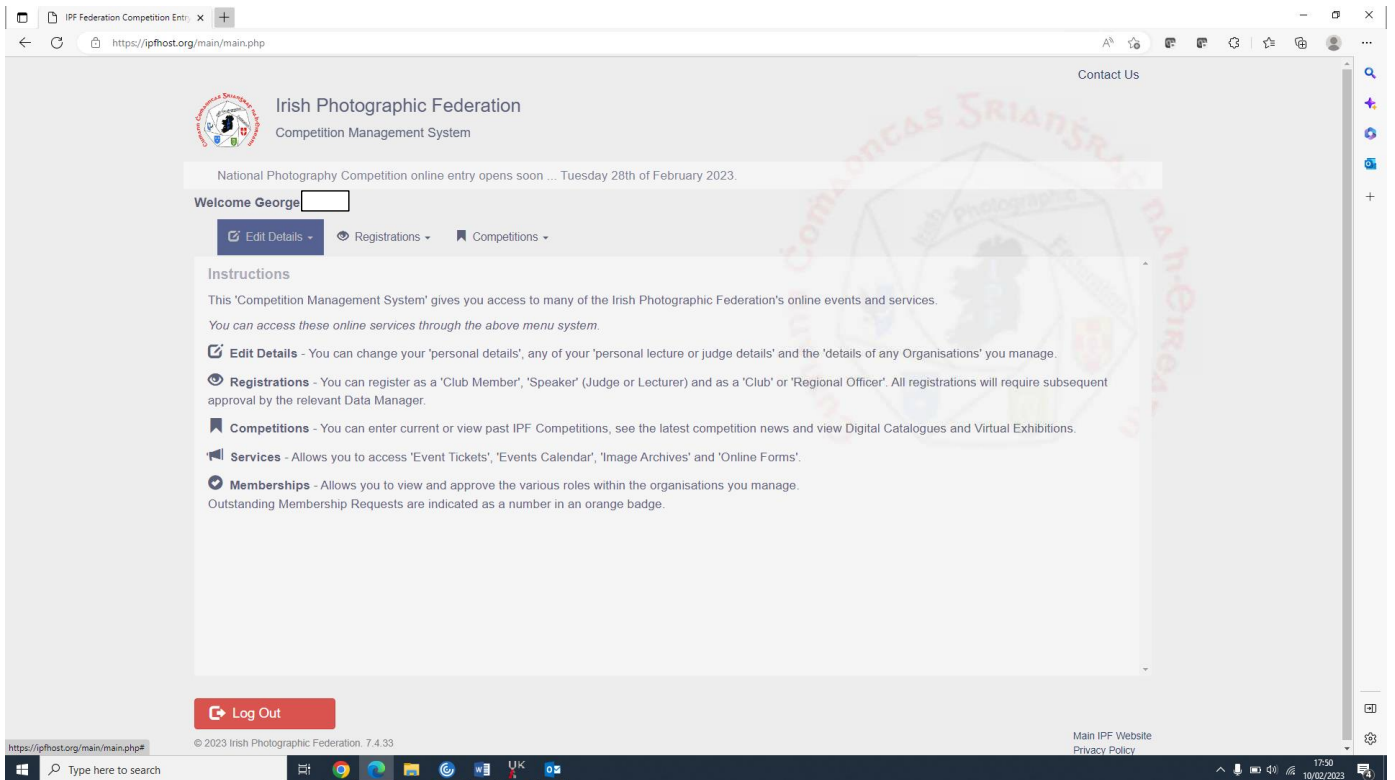
8. You will then be directed to this new web page – Click to return to login page



9. Then you will need to sign in again

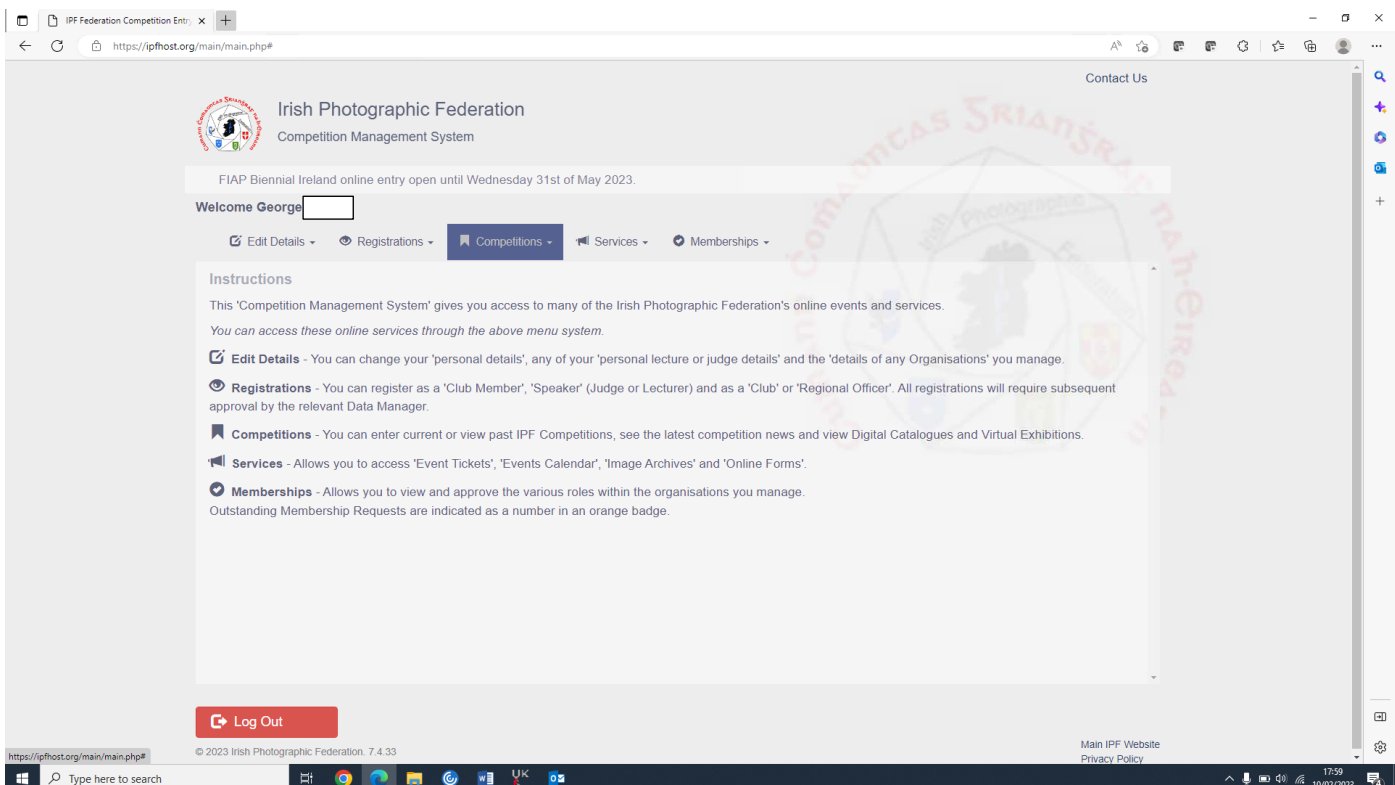


10. Now you are in the system and should see this



11. Go into the “Edit Details Tab”, to insert your full address and phone number details (It’s not mandatory, but easier for us to contact you should we need to inform you of any mistakes when uploading images for new competitions , etc.)

12. At this point we need to approve your request to upload images, and so please allow 24 hours for this to happen. When this is approved, you will have access to more options, see below

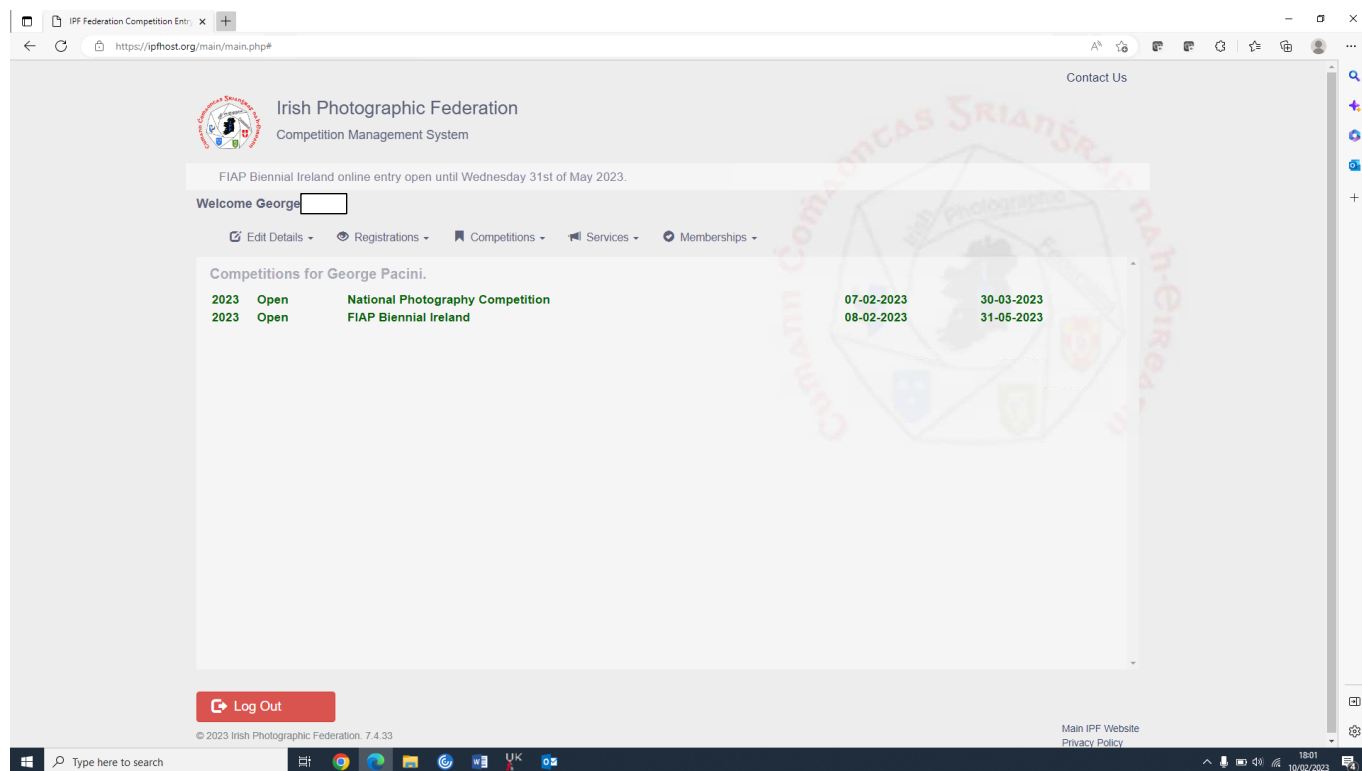


IMPORTANT :

Club Competition Secretaries should register themselves as “Club Officer Registration” when submitting images for the National Shield / Club Championships

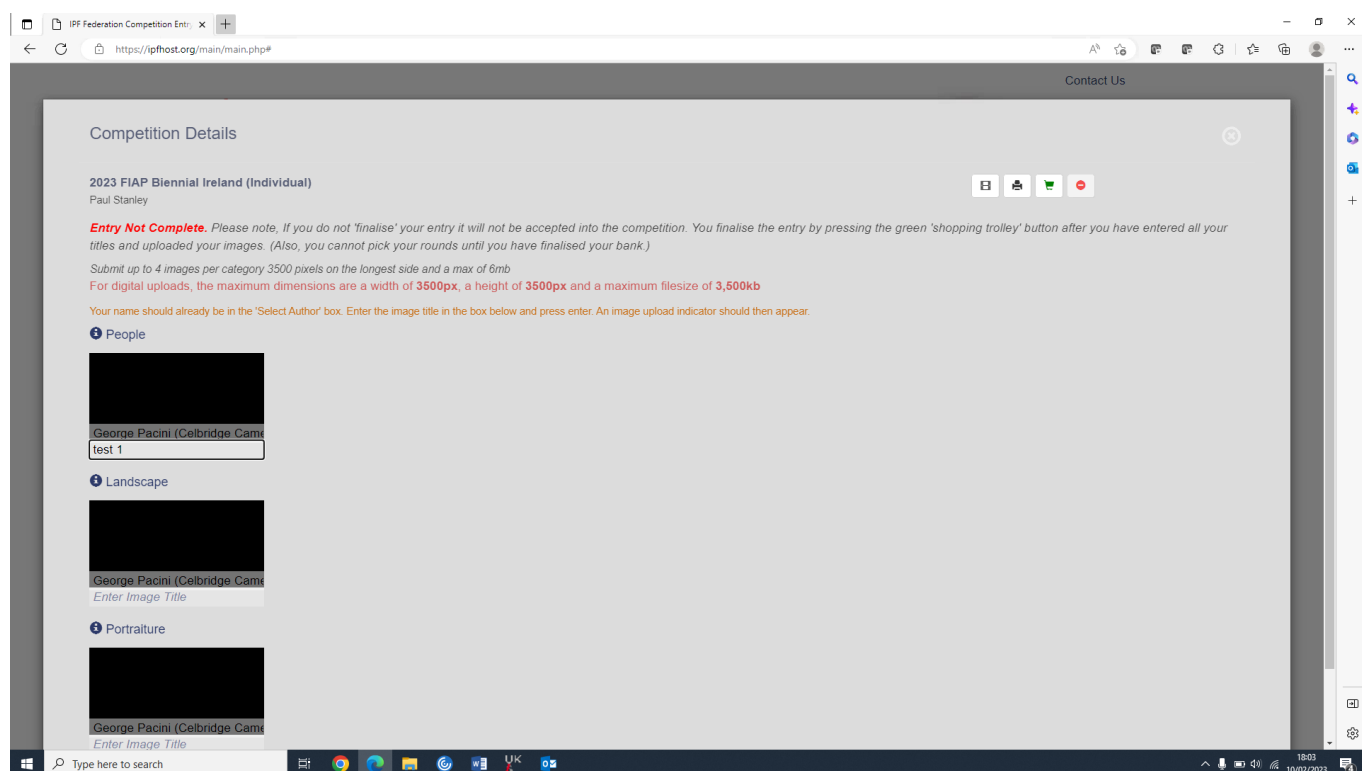
Individuals for the National Photography Competition, don't need to do this step.

13. Next step is to view open competitions, select “Competitions Tab “ and competitions for your “name”



14. Select the competition you wish to enter and you will see this screen below.

15. At this point you must **enter the title of the image first** , before the Upload button appears.



16. You can start and stop this process as many times as you like.

When finished, make sure to “Finalise the entry” – by clicking the Green Shopping trolley

The screenshot shows a web browser window with the URL `ipfh.org/main/main.php`. The page is titled "Competition Details" and is for the "2023 FIAP Biennial Ireland (Individual)" category, managed by Paul Stanley. A red warning message states: "Entry Not Complete. Please note, if you do not 'finalise' your entry it will not be accepted into the competition. You finalise the entry by pressing the green 'shopping trolley' button after you have entered all your titles and uploaded your images (you cannot upload images without finalising your bank.)". Below this, submission rules are listed: "Submit up to 4 images per category 3500 pixels on the longest side and a max of 6mb. For digital uploads, the maximum dimensions are a width of 3500px, a height of 3500px and a maximum filesize of 3,500kb. Your name should already be in the 'Select Author' box. Enter the image title in the box below and press enter. An image upload indicator should then appear."

The form is divided into three sections: "People", "Landscape", and "Portraiture". Each section has a black image placeholder, a "Select Author" dropdown menu (all set to "George Pacini (Administrators)"), and an "Enter Image Title" text box. In the "People" section, the text box contains "test 1". A green shopping trolley icon is visible in the top right corner of the form area. A "Log Out" button is located at the bottom left of the page.

Any questions, please contact both

Jennifer Willis – jcw@ammi.co.uk